





Resort Map - The Grand Hotel Golf Resort & Spa, Autograph Collection

Final Day Sample Meeting - Nov 12, 2021

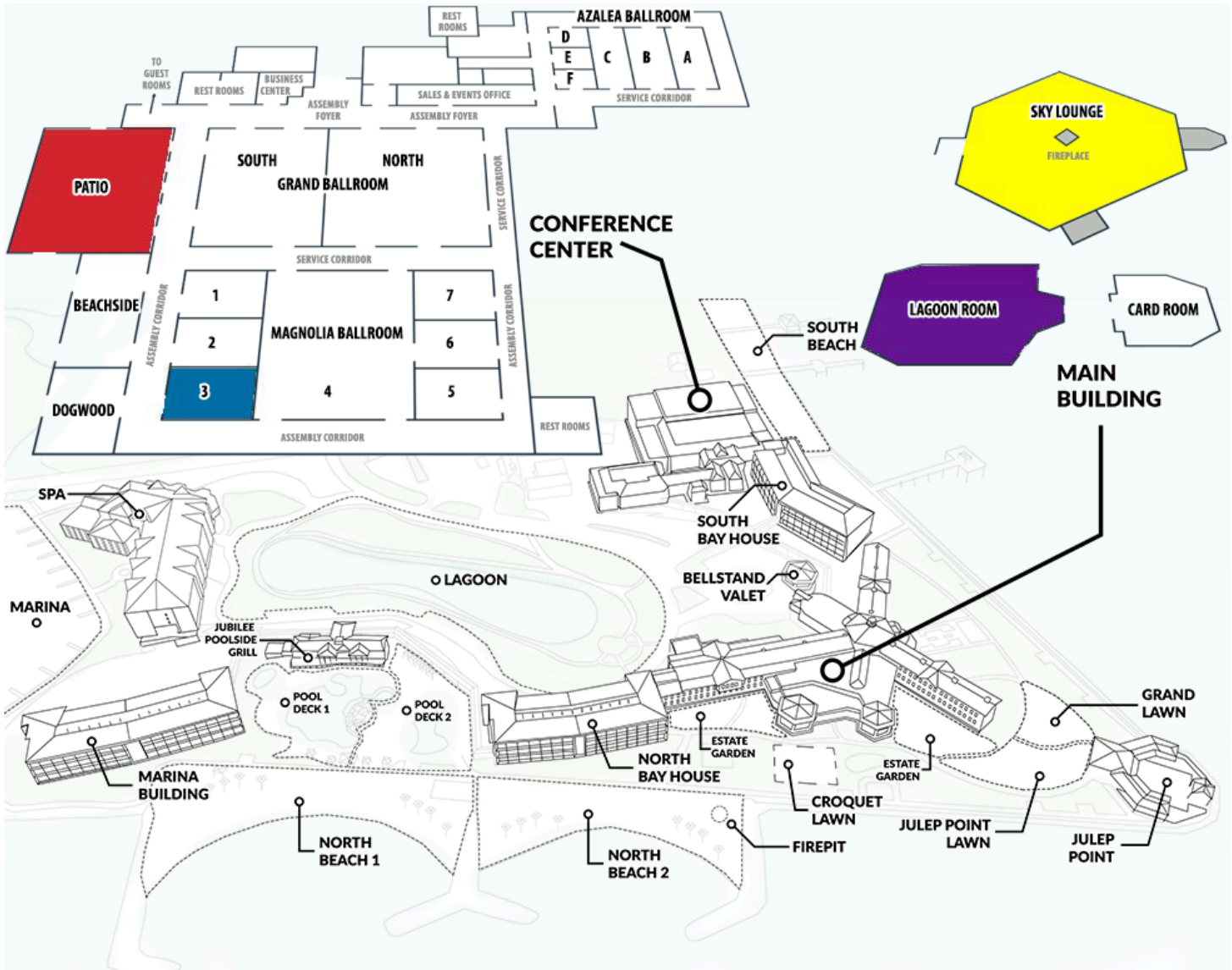
 Registration: 8:00am-9:00am

 Coffee Break: 9:45-10:00am

 General Session: 9:00am-9:45am

 Sale Manager Breakout: 10:15am-11:30am

This is a sample function agenda from the Floor Plan Tool. You can log in with your same username and password to create a simple event. Then select the event in the admin under edit page.



Resort Map - The Grand Hotel Golf Resort & Spa, Autograph Collection

Final Day Sample Meeting - Nov 12, 2021

MEETING ROOM	DIMENSIONS LxWxH	Sq. Ft.	THEATER	SCHOOLROOM	CONFERENCE	U-SHAPE	HOLLOW SQUARE	RECEPTION		BANQUET ROUNDS OF 10
								SEATED	STANDING/STANDING ONLY	
Grand Ballroom	75x130x14	9,750	1,000	600	-	100	100	1,000/1,400		600
Grand Ballroom S	75x52x14	3,900	450	229	40	50	50	250/420		230
Grand Ballroom N	75x79x14	5,925	675	320	35	70	65	400/645		360
Grand Ballroom Patio	75x53	3,975	-	-	-	-	-	250		150
Azalea Ballroom	50x100x11	5,000	400	300	120	72	80	450		340
Azalea A	50x22x12	1,100	70	54	36	32	36	90		60
Azalea B	50x28x12	1,400	100	70	36	45	36	120		80
Azalea C	50x28x12	1,400	100	70	36	45	36	120		80
Azalea D	16x21x12	336	30	18	12	15	-	20		20
Azalea E	18x21x12	378	30	18	12	15	-	20		20
Azalea F	16x21x12	336	30	18	12	15	-	20		10
Azalea AB	50x50x12	2,500	170	162	58	54	60	210		120
Azalea BC	50x56x12	2,800	200	180	58	60	60	180		140
Azalea DE	34x22x12	748	50	36	28	-	-	40		40
Azalea EF	34x22x12	748	50	36	28	-	-	40		40
Azalea ABC	50x78x12	3,900	370	250	64	70	60	255		220
Azalea B-F	50x77x12	3,900	425	252	70	72	60	255		260
Azalea C-F	50x49x12	2,450	250	162	56	54	56	150		120
Azalea D-F	16x63x12	1,008	80	54	30	30	-	70		60
Magnolia 1	30x21x14	630	60	36	22	24	26	50		30
Magnolia 2	30x21x14	630	60	36	22	24	26	50		30
Magnolia 3	30x21x14	630	60	36	22	24	26	50		30
Magnolia Ballroom	70x63x21	4,410	470	260	70	69	66	500		280
Magnolia 5	30x21x14	630	60	36	22	24	26	50		30
Magnolia 6	30x21x14	630	60	36	22	24	26	50		30
Magnolia 7	30x21x14	630	60	36	22	24	26	50		30
Beachside	53x24x14	1,272	130	80	40	45	54	100		70
Dogwood	23x20x14	460	50	24	16	18	20	35		20
Card Room	27x29x10	783	50	30	22	26	30	60		40
Lagoon Room	47x60x12	2,820	150	99	42	46	42	150/200		120
Sky Lounge	FIREPLACE IN CENTER	2,806	80	-	20	20	-	150/200		80
Boardroom 1	12x30x10	360	-	-	12	-	-	-		-
Boardroom 2	12x30x10	360	-	-	14	-	-	-		-